

# General Arrangement

Fixed / Lift and Slide / Lift and Slide / Fixed  
(Inside panes sliding)

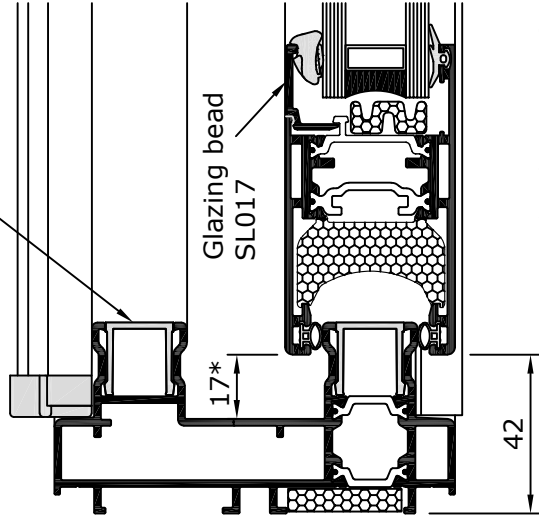
**System 25 Hi+**  
LIFT AND SLIDE DOOR  
2T

INSIDE

Cover for interlock SL012

Head and jamb closer SL020

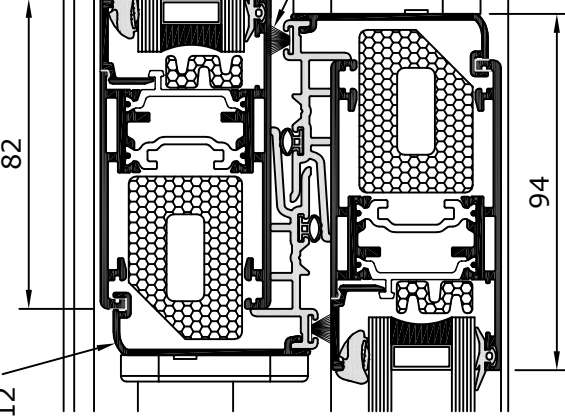
SECTION A-A



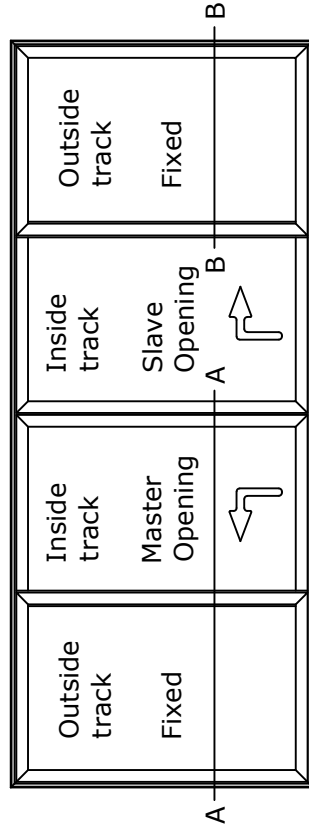
Sash thermal foam SL092

Woolpile VS118A

Head and jamb closer SL020



\* Tolerance to be in accordance with gearing manufacturers recommendations.



Scale 1:2

METAL TECHNOLOGY LIMITED. This data sheet is issued subject to the condition that it shall not be reproduced without the consent of Metal Technology in writing. 10/02

SECTION B-B

Cover cap from SL058A interlock kit

Sash meeting rail foam SL098

82

Meeting stile locking piece SL021

Outer frame SL001002

17\*

Self-adhesive outer frame foam SL091

14

17\*

Door sash frame SL018016

94

42

OUTSIDE

SHEET 25Hi / 2 / 140  
rev 16  
14/03/22